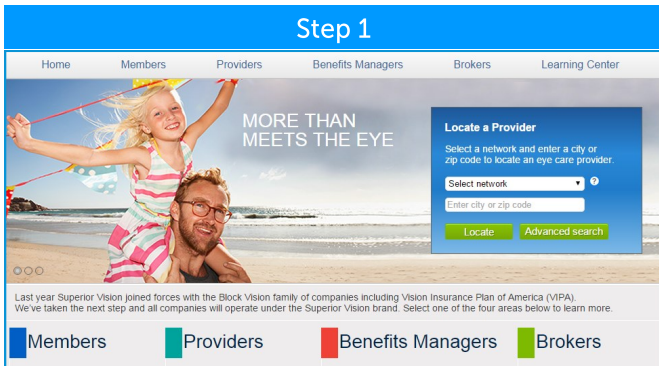


# Getting Started Guide: Members

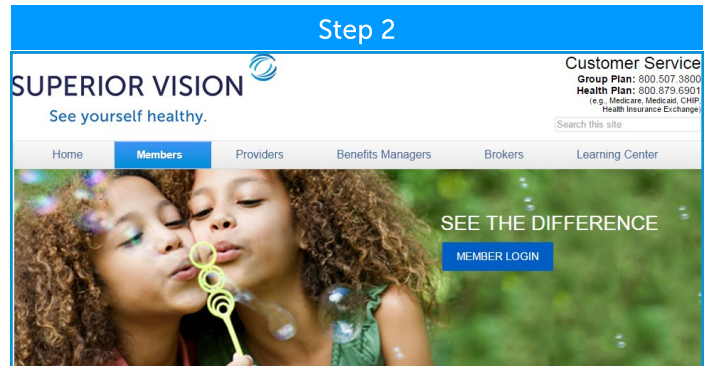


SuperiorVision.com gives you quick access to your vision benefits information. Member account information is shared by all covered family dependents—family members may log in as the primary member.

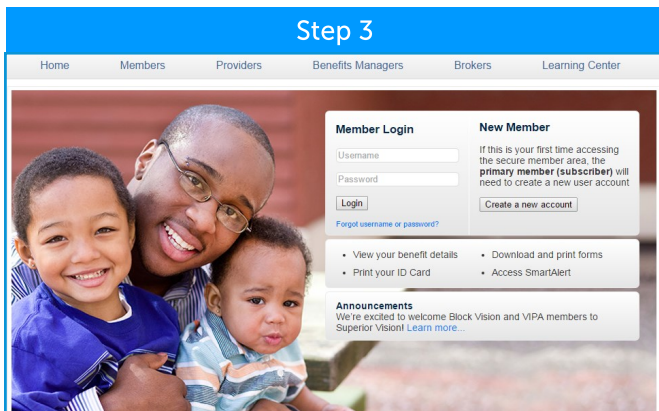
## Logging In



From the home page of our website, select the “Members” link.



From the member home page, click the “Member Login” button.

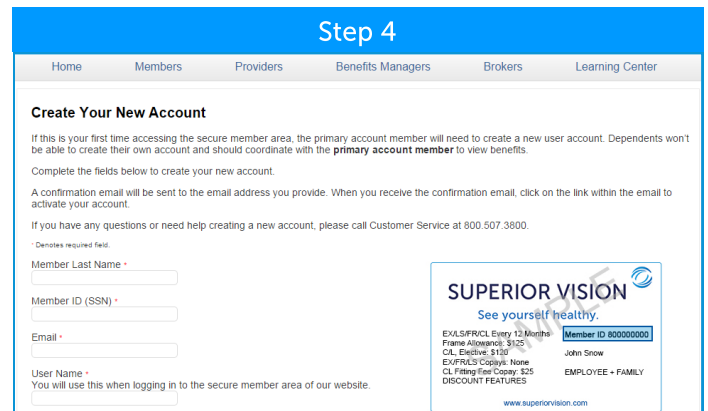


If you have already set up your account, enter your user name and password, if not, click “Create a new account.”

## Key Functions

Within the secure area, you can:

- Locate a provider
- View your benefits coverage
- Print and order ID cards
- Manage your profile
- Download forms



From the Create Your New Account page the primary subscriber can set up an account with their own username and password and have immediate access to the secure Member area of the website.

## Customer Service

contactus@superiorvision.com  
800.507.3800

Monday—Friday  
Saturday

5:00 am to 6:00 pm PT  
8:00 am to 1:30 pm PT